



Cased Coils For Gas Furnaces



TCFZ

Featuring Industry Standard R-410A
Refrigerant

Airflow Capacity
600-1,900 CFM [283-897 L/s]

Table of Contents

Features & Benefits	3
Model Number Identification	4
Coil Specifications.....	5-6
Coil Dimensions and Weights	7
Accessories	8-9
Limited Warranty.....	12

Features & Benefits

- WeatherKing Indoor Furnace cased coils are designed for use with WeatherKing outdoor units and are available for vertical upflow or downflow, and horizontal left or horizontal right airflow. When matched with WeatherKing outdoor units, the coils provide a nominal capacity range from 18,000 BTU/HR [5.24 kW] to 60,000 BTU/HR [17.6 kW]
- Constructed of aluminum fins bonded to internally grooved aluminum tubing
- Coils are tested at the factory with an extensive refrigerant leak check
- Coils have copper sweat refrigerant connections
- Feature two sets of $\frac{3}{4}$ " [19.1 mm] N.P.T. Condensate drain connections for ease of connection
- Chatleff metering device connections, at inlet and outlet of TXV or EEV and equalizer connections (TXV only)
- Approved for system application with variety of WeatherKing outdoor units
- Condensate drain pan is constructed of high grade, heat resistant, corrosion free thermal-set material
- Compatible with Germicidal Light System (UV resistant)
- Bi-Directional airflow eliminates the need to switch any internal components from horizontal left to right
- Unique drain pan design maximizes application flexibility and condensate removal
- N-Coil design maximizes performance and minimizes height required at installation
- Coils are AHRI certified for system application with a variety of WeatherKing outdoor units

[] Designates Metric Conversions

Coils

<u>T</u>	<u>C</u>	<u>F</u>	<u>Z</u>	<u>24</u>	<u>14</u>	<u>S</u>	<u>T</u>	<u>A</u>	<u>A</u>	<u>M</u>	<u>C</u>	<u>*</u>
Brand	Product Category	Type	Refrigerant	Capacity	Width	Efficiency	Metering Device	Major Series	Coil Series	Orientation	Casing	Option Code
T = WeatherKing	C = Evap Coil	F = Furnace Coil	Z = R410A	24/25 = 24,000 BTU/H 36/37 = 36,000 BTU/H 42 = 42,000 BTU/H 48/49 = 48,000 BTU/H 60/61 = 60,000 BTU/H	14 = 14" 17 = 17.5" 21 = 21" 24 = 24.5"	S = Standard M = Medium H = High	T = TXV E = EXV	A = First	A = A-Coil N = N-Coil	M = Multipoise V = Vertical only/ Convertible	C = Cased	*

TXV Models Base Tier
TCFZ2414STAAMC
TCFZ2417MTANMC
TCFZ2417STANMC
TCFZ2421MTANMC
TCFZ3617STANMC
TCFZ3621MTAAMC
TCFZ3621MTANMC
TCFZ3621STANMC
TCFZ3624MTANMC
TCFZ4821STAAMC
TCFZ4821STANMC
TCFZ4824MTANMC
TCFZ4824STANMC
TCFZ6021STAAMC
TCFZ6024STANMC

TXV Models Mid Tier
TCFZ2517STANMC
TCFZ3717STANMC
TCFZ4921STANMC
TCFZ6124STANMC

EEV Models High Tier
TCFZ2421HEAAMC
TCFZ2417SEANMC
TCFZ2421HEANMC
TCFZ2421MEANMC
TCFZ3621MEAAMC
TCFZ3621MEANMC
TCFZ4821SEAAMC
TCFZ6021SEAAMC
TCFZ6024SEANMC

Coil Specifications/Airflow Pressure Drop

Coil Model (-)CFZ	Approx. Design Cooling Airflow Range CFM [L/s]	Face Area Sq. Ft. [m2]	Fins Per Inch/ Rows Deep	Width	Nominal Capacity	Wet Coil Static Pressure Drop (Inches W.C.) [kPa] @ CFM [L/s] – (Coil Only)														
						600 [283]	700 [330]	800 [378]	900 [425]	1000 [472]	1100 [519]	1200 [566]	1300 [614]	1400 [661]	1500 [708]	1600 [755]	1700 [802]	1800 [850]	1900 [897]	
(-)CFZ2414S*	525/900 [248/425]	4.56 [0.42]	16/2	14		0.171 [42]	0.221 [55]	0.278 [69]	0.342 [85]	0.412 [103]	—	—	—	—	—	—	—	—		
(-)CFZ2417S/ (-)CFZ2517S	525/900 [248/425]	4.56 [0.42]	16/2	17	1.5	2	0.115 [29]	0.150 [37]	0.189 [47]	0.232 [58]	0.279 [69]	—	—	—	—	—	—	—		
(-)CFZ2417M	525/900 [248/425]	5.70 [0.52]	16/2				0.107 [27]	0.137 [34]	0.171 [42]	0.209 [52]	0.251 [62]	—	—	—	—	—	—	—	—	—
(-)CFZ3617S/ (-)CFZ3717S	800/1200 [378/566]	5.70 [0.52]	16/2		2.5		0.107 [27]	0.137 [34]	0.171 [42]	0.209 [52]	0.251 [62]	0.297 [74]	0.347 [86]	0.401 [100]	—	—	—	—		
(-)CFZ2421M	525/900 [248/425]	5.70 [0.52]	16/2	21	1.5	2	0.107 [27]	0.137 [34]	0.171 [42]	0.209 [52]	0.251 [62]	—	—	—	—	—	—	—		
(-)CFZ2421H	525/900 [248/425]	8.55 [0.79]	16/2				0.062 [15]	0.086 [21]	0.112 [28]	0.140 [35]	0.170 [42]	—	—	—	—	—	—	—	—	—
(-)CFZ2421H*	525/900 [248/425]	7.60 [0.70]	13/3				0.041 [10]	0.060 [15]	0.081 [20]	0.105 [26]	0.130 [32]	—	—	—	—	—	—	—	—	—
(-)CFZ3621S	800/1200 [378/566]	5.70 [0.52]	16/2		2.5	3	0.107 [27]	0.137 [34]	0.171 [42]	0.209 [52]	0.251 [62]	0.297 [74]	0.347 [86]	0.401 [100]	—	—	—	—	—	
(-)CFZ3621M	800/1300 [378/614]	8.55 [0.79]	16/2				0.062 [15]	0.086 [21]	0.112 [28]	0.140 [35]	0.170 [42]	0.202 [50]	0.236 [59]	0.272 [68]	0.309 [77]	—	—	—	—	—
(-)CFZ3621M*	800/1300 [378/614]	7.60 [0.70]	13/3				0.041 [10]	0.060 [15]	0.081 [20]	0.105 [26]	0.130 [32]	0.157 [39]	0.186 [46]	0.217 [54]	0.250 [62]	—	—	—	—	—
(-)CFZ4821S/ (-)CFZ4921S	1200/1600 [566/755]	8.55 [0.79]	16/2		3.5	4	0.062 [15]	0.086 [21]	0.112 [28]	0.140 [35]	0.170 [42]	0.202 [50]	0.236 [59]	0.272 [68]	0.309 [77]	0.349 [87]	0.391 [97]	0.434 [108]	0.480 [119]	
(-)CFZ4821S*	1200/1600 [566/755]	7.60 [0.70]	13/3				0.041 [10]	0.060 [15]	0.081 [20]	0.105 [26]	0.130 [32]	0.157 [39]	0.186 [46]	0.217 [54]	0.250 [62]	0.285 [71]	0.322 [80]	0.361 [90]	0.402 [100]	—
(-)CFZ6021ST*	1400/1800 [661/850]	7.60 [0.70]	13/3				0.000 [0]	0.007 [2]	0.035 [9]	0.063 [16]	0.091 [23]	0.119 [30]	0.147 [37]	0.175 [44]	0.203 [50]	0.231 [57]	0.259 [64]	0.287 [71]	0.315 [78]	0.343 [85]
(-)CFZ6021SE*	1400/1600 [661/755]	7.60 [0.70]	13/3		3	5	0.041 [10]	0.060 [15]	0.081 [20]	0.105 [26]	0.130 [32]	0.157 [39]	0.186 [46]	0.217 [54]	0.250 [62]	0.285 [71]	0.322 [80]	0.361 [90]	0.402 [100]	0.444 [111]
(-)CFZ3624M	800/1300 [378/614]	8.55 [0.79]	16/2		24	2.5	3.0	0.062 [15]	0.086 [21]	0.112 [28]	0.140 [35]	0.170 [42]	0.202 [50]	0.236 [59]	0.272 [68]	0.309 [77]	—	—	—	
(-)CFZ4824S	1200/1600 [566/755]	8.55 [0.79]	16/2			3.5	4	0.062 [15]	0.086 [21]	0.112 [28]	0.140 [35]	0.170 [42]	0.202 [50]	0.236 [59]	0.272 [68]	0.309 [77]	0.349 [87]	0.391 [97]	0.434 [108]	0.480 [119]
(-)CFZ4824M	1200/1600 [566/755]	9.98 [0.93]	13/3	0.032 [8]				0.049 [12]	0.069 [17]	0.091 [23]	0.114 [28]	0.140 [35]	0.167 [42]	0.197 [49]	0.228 [57]	0.262 [65]	0.297 [74]	0.334 [83]	0.374 [93]	—
(-)CFZ6024S/ (-)CFZ6124S	1400/1600 [661/755]	9.98 [0.93]	13/3	5		0.032 [8]	0.049 [12]	0.069 [17]	0.091 [23]	0.114 [28]	0.140 [35]	0.167 [42]	0.197 [49]	0.228 [57]	0.262 [65]	0.297 [74]	0.334 [83]	0.374 [93]	0.415 [103]	

[] Designates Metric Conversions

Coil Specifications/Airflow Pressure Drop (Con't.)

Coil Model (-)CFZ	Approx. Design Cooling Airflow Range CFM [L/s]	Face Area Sq. Ft. [m ²]	Fins Per Inch/ Rows Deep	Width	Nominal Capacity		Dry Coil Static Pressure Drop (Inches W.C.) [kPa] @ CFM [L/s] – (Coil Only)															
							600 [283]	700 [330]	800 [378]	900 [425]	1000 [472]	1100 [519]	1200 [566]	1300 [614]	1400 [661]	1500 [708]	1600 [755]	1700 [802]	1800 [850]	1900 [897]		
(-)CFZ2414S*	600/1200 [283/566]	4.56 [0.42]	16/2	14			0.121 [30]	0.160 [40]	0.205 [51]	0.256 [64]	0.312 [78]	0.373 [93]	0.441 [110]	0.514 [128]	—	—	—	—	—	—		
(-)CFZ2417S/ (-)CFZ2517S	600/1200 [283/566]	4.56 [0.42]	16/2	17	1.5	2	0.097 [24]	0.128 [32]	0.163 [41]	0.202 [50]	0.245 [61]	0.292 [73]	0.343 [85]	0.398 [99]	—	—	—	—	—	—		
(-)CFZ2417M	600/1200 [283/566]	5.70 [0.52]	16/2				0.112 [28]	0.144 [36]	0.180 [45]	0.220 [55]	0.264 [66]	0.312 [78]	0.364 [91]	0.420 [105]	—	—	—	—	—	—	—	—
(-)CFZ3617S/ (-)CFZ3717S	600/1300 [283/614]	5.70 [0.52]	16/2		2.5	3	0.112 [28]	0.144 [36]	0.180 [45]	0.220 [55]	0.264 [66]	0.312 [78]	0.364 [91]	0.420 [105]	0.480 [119]	—	—	—	—	—	—	
(-)CFZ2421M	600/1200 [283/566]	5.70 [0.52]	16/2	21	1.5	2	0.112 [28]	0.144 [36]	0.180 [45]	0.220 [55]	0.264 [66]	0.312 [78]	0.364 [91]	0.420 [105]	—	—	—	—	—	—	—	
(-)CFZ2421H	600/1200 [283/566]	8.55 [0.79]	16/2				0.062 [15]	0.086 [21]	0.112 [28]	0.140 [35]	0.170 [42]	0.202 [50]	0.236 [59]	0.272 [68]	0.309 [77]	0.349 [87]	0.391 [97]	0.434 [108]	—	—	—	—
(-)CFZ2421H*	600/1600 [283/755]	7.60 [0.70]	13/3				0.043 [11]	0.053 [13]	0.066 [16]	0.080 [20]	0.096 [24]	0.115 [29]	0.135 [34]	0.158 [39]	0.182 [45]	0.208 [52]	0.237 [59]	0.267 [66]	—	—	—	—
(-)CFZ3621S	600/1400 [283/661]	5.70 [0.52]	16/2		2.5		0.112 [28]	0.144 [36]	0.180 [45]	0.220 [55]	0.264 [66]	0.312 [78]	0.364 [91]	0.420 [105]	0.480 [119]	—	—	—	—	—	—	
(-)CFZ3621M	600/1900 [283/897]	8.55 [0.79]	16/2				0.039 [10]	0.056 [14]	0.075 [19]	0.095 [24]	0.117 [29]	0.141 [35]	0.166 [41]	0.193 [48]	0.222 [55]	0.252 [63]	0.284 [71]	0.318 [79]	0.353 [88]	0.391 [97]	—	—
(-)CFZ3621M*	600/1900 [283/897]	7.60 [0.70]	13/3				0.043 [11]	0.053 [13]	0.066 [16]	0.080 [20]	0.096 [24]	0.115 [29]	0.135 [34]	0.158 [39]	0.182 [45]	0.208 [52]	0.237 [59]	0.267 [66]	0.299 [75]	0.334 [83]	—	—
(-)CFZ4821S/ (-)CFZ4921S	600/1900 [283/897]	8.55 [0.79]	16/2		3.5	4	0.039 [10]	0.056 [14]	0.075 [19]	0.095 [24]	0.117 [29]	0.141 [35]	0.166 [41]	0.193 [48]	0.222 [55]	0.252 [63]	0.284 [71]	0.318 [79]	0.353 [88]	0.391 [97]	—	—
(-)CFZ4821S*	600/1900 [283/897]	7.60 [0.70]	13/3				0.043 [11]	0.053 [13]	0.066 [16]	0.080 [20]	0.096 [24]	0.115 [29]	0.135 [34]	0.158 [39]	0.182 [45]	0.208 [52]	0.237 [59]	0.267 [66]	0.299 [75]	0.334 [83]	—	—
(-)CFZ6021ST*	600/1900 [283/897]	7.60 [0.70]	13/3				0.000 [0]	0.000 [0]	0.016 [4]	0.040 [10]	0.065 [16]	0.089 [22]	0.113 [28]	0.137 [34]	0.162 [40]	0.186 [46]	0.210 [52]	0.234 [58]	0.259 [64]	0.283 [70]	—	—
(-)CFZ6021SE*	600/1900 [283/897]	7.60 [0.70]	— 13/3		3	5	0.043 [11]	0.053 [13]	0.066 [16]	0.080 [20]	0.096 [24]	0.115 [29]	0.135 [34]	0.158 [39]	0.182 [45]	0.208 [52]	0.237 [59]	0.267 [66]	0.299 [75]	0.334 [83]	—	
(-)CFZ3624M	600/1900 [283/897]	8.55 [0.79]	16/2		24	2.5	3	0.039 [10]	0.056 [14]	0.075 [19]	0.095 [24]	0.117 [29]	0.141 [35]	0.166 [41]	0.193 [48]	0.222 [55]	0.252 [63]	0.284 [71]	0.318 [79]	0.353 [88]	0.391 [97]	—
(-)CFZ4824S	600/1900 [283/897]	8.55 [0.79]	16/2					0.039 [10]	0.056 [14]	0.075 [19]	0.095 [24]	0.117 [29]	0.141 [35]	0.166 [41]	0.193 [48]	0.222 [55]	0.252 [63]	0.284 [71]	0.318 [79]	0.353 [88]	0.391 [97]	—
(-)CFZ4824M	600/1900 [283/897]	9.98 [0.93]	13/3	3.5		4	0.023 [6]	0.038 [10]	0.055 [14]	0.074 [18]	0.095 [24]	0.119 [29]	0.144 [36]	0.171 [42]	0.200 [50]	0.231 [58]	0.264 [66]	0.300 [75]	0.337 [84]	0.376 [94]	—	
(-)CFZ6024S/ (-)CFZ6124S	600/1900 [283/897]	9.98 [0.93]	13/3				5	0.023 [6]	0.038 [10]	0.055 [14]	0.074 [18]	0.095 [24]	0.119 [29]	0.144 [36]	0.171 [42]	0.200 [50]	0.231 [58]	0.264 [66]	0.300 [75]	0.337 [84]	0.376 [94]	—

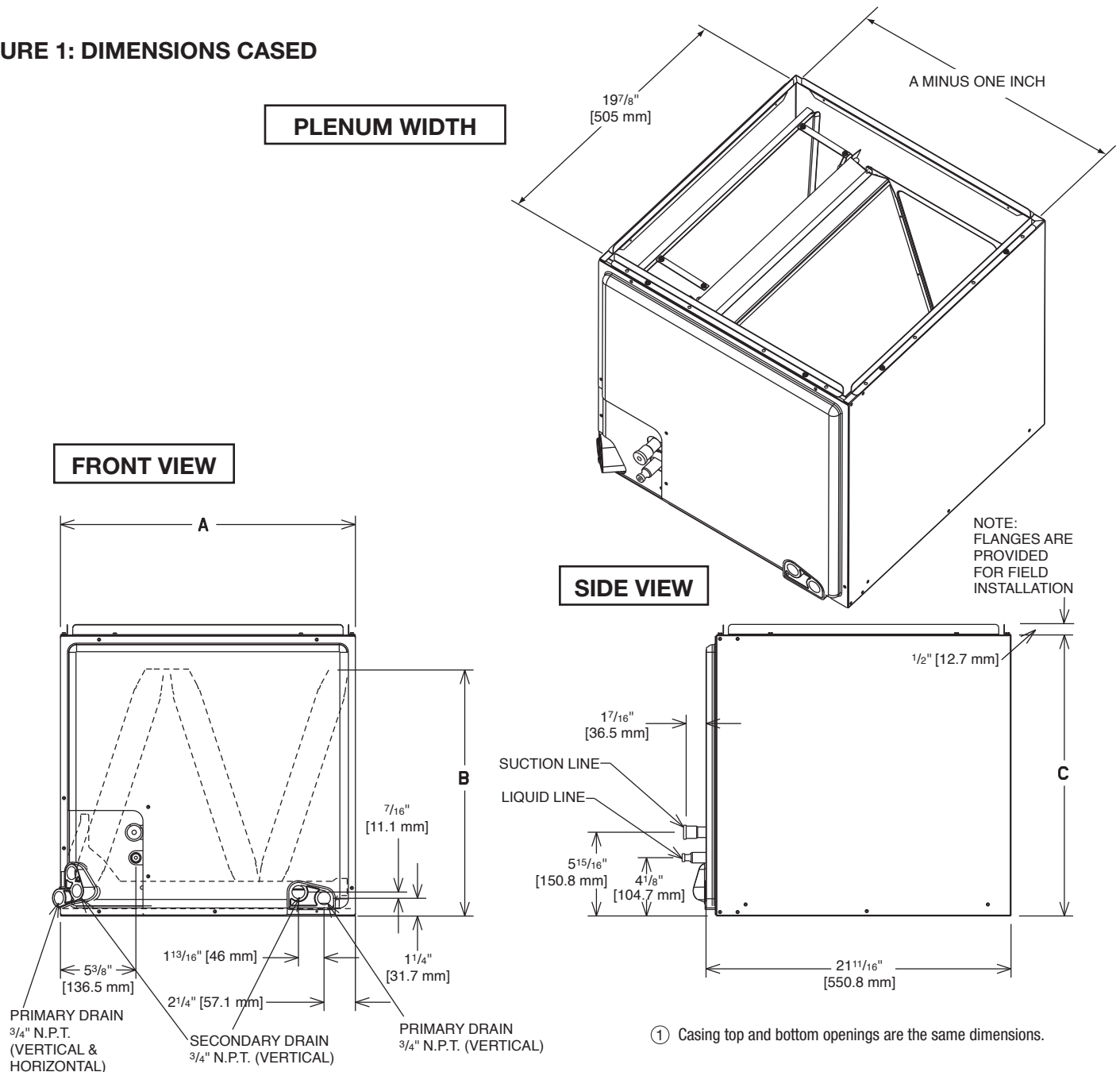
[] Designates Metric Conversions

Cased Coil Dimensions and Weights

Coil Model (-)CFZ	Connections I.D.		Cased Coil Dimensions (in) [mm]			Weight	
	Sweat (in.) [mm]		A	B	C	Coil Weight (lbs.) [Kg.]	Shipping Weight (lbs.) [Kg.]
	Liquid	Suction					
2414S*	3/8 [9.53]	3/4 [19.05]	14 [356]	20 ¹ / ₁₆ [535]	23 ³ / ₁₆ [584]	45 [20]	49 [22]
2417S/2517S	3/8 [9.53]	3/4 [19.05]	17 ¹ / ₂ [445]	14 ¹ / ₂ [368]	20 [508]	43 [19]	48 [21]
2417M/3617S/3717S	3/8 [9.53]	3/4 [19.05]	17 ¹ / ₂ [445]	17 [454]	20 [508]	49 [22]	54 [24]
2421M/3621S	3/8 [9.53]	3/4 [19.05]	21 [533]	17 ¹ / ₂ [445]	20 [508]	51 [23]	57 [25]
2421H/3621M/4821S/4921S	3/8 [9.53]	7/8 [22.23]	21 [533]	25 [657]	28 [711]	71 [32]	78 [35]
3624M/4824S	3/8 [9.53]	7/8 [22.23]	24 ¹ / ₂ [622]	25 [645]	32 [812]	83 [38]	93 [42]
4824M/6024S/6124S	3/8 [9.53]	7/8 [22.23]	24 ¹ / ₂ [622]	30 ¹ / ₄ [768]	32 [812]	100 [45]	110 [50]
2421H*/3621M*/4821S*/6021S*	3/8 [9.53]	7/8 [22.23]	21 [533]	33 [838]	34 ¹ / ₂ [876]	76 [34]	86 [37]

* = "A" Coil

FIGURE 1: DIMENSIONS CASED



[] Designates Metric Conversions

Coil Application

Coils can be matched to heating products as listed in table below.

Coil Model (-)CFZ	Furnace Width (In.) (mm)	
	Oil*	Gas
2414S 2417S/2417M/2517S 3617S/3717S	—	14 [356]
2417S/2417M/2517S 3617S/3717S	17 [431]	17½ [444]
		14 [356]
2421M 2421H/3621S/3621M / 4821S/4921S/6021S	21 [533]	21 [533]
		17½ [444]
3624M 4824S/4824M/6024S 6024H/6124S	24½ [622]	24½ [622]
		21 [533]

*Due to the proximity of the drain pan to the high temperature oil furnace drum, horizontal left application is NOT permitted on all oil furnaces.

Accessories

- **PLENUM ADAPTER ACCESSORY
RXBA-AE**

This plenum adapter accessory is for use with the 24½" wide cased indoor cooling and heat pump coils. This allows a 24½" wide cased coil to be installed on a 28" wide oil furnace. This is a field-installed accessory only.

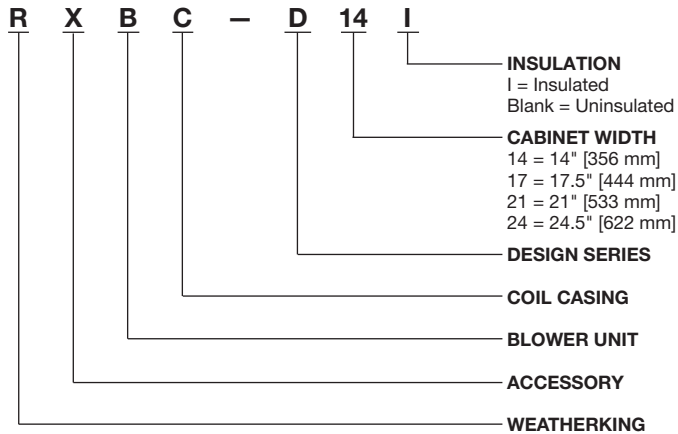
- **RXBA-AC (Upflow/Horizontal)**

These plenum adapter accessories are for use when a cooling coil is matched with a gas furnace of one smaller size.

- **HORIZONTAL ADAPTER KIT RXHH (See Figure 2)**

This horizontal adapter kit is used to convert a upflow or downflow coil (*VUA) for a horizontal application. See Table 4 to order the proper horizontal adapter kit.

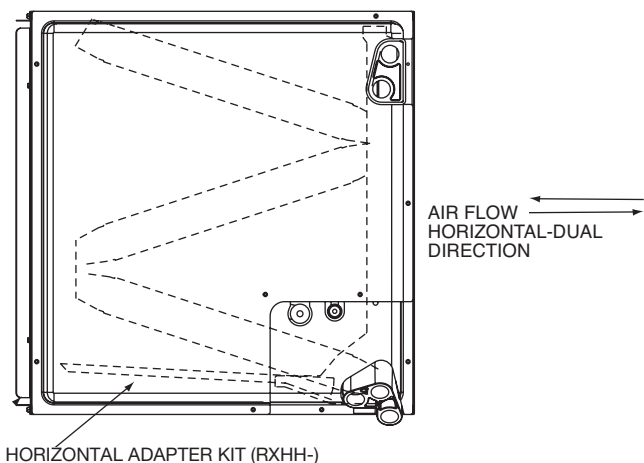
- **INDOOR COIL CASING- RXBC (See Table 5)**



[] Designates Metric Conversions

Accessories (Con't.)

FIGURE 2: HORIZONTAL ADAPTER KIT ILLUSTRATION



Unit Dimensions and Weights

RXBC Indoor Coil Casings

Model Number	Width (in.) [mm]	Height (in.) [mm]	Depth (in.) [mm]	Unit Weight		Supply Air/Return Air Openings	
				Weight (lbs.) [Kg.]	Ship. Wt. (lbs.) [Kg.]	Width (in.) [mm]	Depth (in.) [mm]
RXBC-D14AI	14 [356]	23 ⁷ / ₁₆ [589]	21 ⁵ / ₈ [549]	19 [9]	23 [10]	13 [330]	19 ³¹ / ₃₂ [508]
RXBC-D17AI	17 ¹ / ₂ [445]	20 [508]		18 [8]	23 [10]	16 ¹ / ₂ [419]	
RXBC-D21AI	21 [533]	20 [508]		20 [9]	26 [12]	20 [508]	
RXBC-D21BI	21 [533]	28 [711]		27 [12]	36 [17]	20 [508]	
RXBC-D24AI	24 ¹ / ₂ [622]	32 ¹ / ₂ [826]		34 [16]	44 [20]	23 ¹ / ₂ [597]	

[] Designates Metric Conversions



GENERAL TERMS OF LIMITED WARRANTY*

WeatherKing will furnish a replacement for any part of this product which fails in normal use and service within the applicable period stated, in accordance with the terms of the limited warranty.

Parts Five (5) Years

***For complete details of the Limited and Conditional Warranties, including applicable terms and conditions, contact your local contractor or the Manufacturer for a copy of the product warranty certificate.**

Before proceeding with installation, refer to installation instructions packaged with each model, as well as complying with all Federal, State, Provincial, and Local codes, regulations, and practices.

© 2023 Rheem Manufacturing Company. WeatherKing trademarks owned by Rheem Manufacturing Company.

"In keeping with its policy of continuous progress and product improvement, WeatherKing reserves the right to make changes without notice."

WeatherKing • 5600 Old Greenwood Road
Fort Smith, Arkansas 72908 • www.weatherking.com

Rheem Canada Ltd./Ltée • 125 Edgeware Road, Unit 1
Brampton, Ontario • L6Y 0P5 • weatherking.ca