



**ADVANCING  
VENTILATION®**

Commercial and Residential

---

# PRODUCT LINE OVERVIEW

1 PH + 3PH | 50/60HZ

**Advancing Ventilation®**

v1\_01032022  
January 2022

Soler&Palau  
Ventilation Group

The logo for Soler & Palau Ventilation Group, featuring the company name in a sans-serif font. To the right of the text is a red curved line, similar to the one in the top-left logo.





# Enabling people and buildings to breathe better, cleaner air



S&P USA is part of Soler & Palau Ventilation Group, the world's largest air movement manufacturer, since 2004. We respect our humble beginnings as a small fan manufacturer while embracing the latest technological advances and practices in ventilation.

We are here to solve any ventilation problem you may have. Our Application guides make it easy to figure out what fans to use on your next project. Looking to meet the ever-changing ventilation code? We have solutions for that too!

We are committed to providing quality products through excellence in design, manufacturing, and customer support with a focus on the development of our employees and customers alike. Our best-in-class team comes from a diverse background ready to serve you.

# RESIDENTIAL



**FF/FCF**  
Ceiling and Cabinet Ventilators  
Size 52 to 1578 | 121 to 1891 CFM  
IN STOCK AVAILABILITY



**MD and MDX-ES24VK kits**  
Motorized Dampers  
Size 4" to 14" | Kits : 4" to 8"



**PCXP**  
Premium CHOICE AC Motor Series  
Size 50 to 150 | 50 to 150 CFM  
IN STOCK AVAILABILITY



**PCRL**  
Premium CHOICE  
Recessed Light Models  
Size 80 | 80 CFM  
IN STOCK AVAILABILITY



**PCV**  
Premium CHOICE Value Series  
Size 50 to 80 | 50 to 80 CFM  
IN STOCK AVAILABILITY



**PCD**  
Premium CHOICE  
DC Motor Series  
Size 80 to 150 | 80 to 140 CFM  
IN STOCK AVAILABILITY



**PCLP**  
Premium CHOICE  
Low Profile Series  
Size 80 to 100 | 80 to 100 CFM  
IN STOCK AVAILABILITY



**PCLPXP**  
Premium CHOICE  
Low Profile XP Series  
Size 80 to 100 | 80 to 100 CFM  
IN STOCK AVAILABILITY



**PCLPD100XHP**  
Premium CHOICE  
DC Motor Low Profile XHP Series  
Size 100 | 50 to 100 CFM  
IN STOCK AVAILABILITY



**PV-DEDPV**  
Dryer Exhaust Duct Power Ventilator  
130 CFM  
IN STOCK AVAILABILITY



**PRF**  
Radon Mitigation Fan  
Size 100 to 150 | 150 to 290 CFM  
IN STOCK AVAILABILITY



**PV**  
Inline Centrifugal Duct Fan  
Size 100X to 315X | 130 to 943 CFM  
IN STOCK AVAILABILITY





**reFresh**  
Filtered Supply Fan  
Size 8 to 10 -  
20 to 180 CFM



**SWF**  
Sidewall Fan  
Size 100 to 315 -  
100 to 400 CFM  
IN STOCK AVAILABILITY



**TD**  
Inline Mixed Flow Duct Fan  
Sizes 100 to 400 -  
70-3,124 CFM  
IN STOCK AVAILABILITY



**TD-Silent**  
Inline Mixed Flow Duct Fan  
Size 125X to 200 -  
200 to 480 CFM  
IN STOCK AVAILABILITY

## ENERGY RECOVERY VENTILATORS



**TR ERV**  
Total Recovery  
Size 90 to 300 | 68 to 311 CFM



**TRe ERV**  
Total Recovery Premium Series  
Size 200 to 300 | 30 to 280 CFM



**TRLPe**  
Total Recovery Low Profile Series  
Size 100 | 40 to 102 CFM



**TRC and TRCV**  
Total Recovery for  
Commercial Applications  
Size 500 to 1600 | 540 to 1950 CFM



**TRCe**  
Total Recovery for Commercial  
Applications with EC motor  
Size 500 to 1200 | 200 to 1500  
CFM



### What is ECOWATT®?

S&P's Ecowatt® products are our most energy-efficient models. They use Electronically Commutated (EC) or Direct Current (DC) motors. Ecowatt® Accessories are motor control devices and systems that reduce energy consumption.



# CENTRIFUGAL ROOF AND SIDEWALL



**LPD**  
Low Profile Direct Drive Exhaust  
Size 6 to 8 | 50 to 420 CFM  
IN STOCK AVAILABILITY



**CWD**  
Direct Drive Centrifugal Sidewall Exhaust Fan  
Size 7 to 16 | 66 to 3,360 CF  
IN STOCK AVAILABILITY

## DIRECT DRIVE MODELS



**SDBD**  
Downblast Direct Drive Exhaust Fans  
Size 6 to 16 | 53 to 4,984 CFM  
IN STOCK AVAILABILITY



**SDBDe**  
Downblast Direct Drive Exhaust Fans  
with EC Motor  
Size 6 to 16 | 53 to 3,507 CFM  
IN STOCK AVAILABILITY



**STXD/STXD-RHUL**  
Upblast Direct Drive Exhaust Fans  
Size 6 to 16 | 55 to 4,781 CFM  
IN STOCK AVAILABILITY



**STXDe/STXDe-RHUL**  
Upblast Direct Drive Exhaust Fans with EC motor  
Size 6 to 16 | 53 to 3,187 CFM  
IN STOCK AVAILABILITY



## BELT DRIVE MODELS



**SDB**  
Downblast Exhaust fans  
Size 6 to 48 | 41 to 31,563 CFM  
IN STOCK AVAILABILITY



**STXB/STXB-RHUL/STXB-HT2/STXB-HT**  
Upblast Exhaust fans  
Sizes 8 to 48 | 201 to 37,920 CFM  
IN STOCK AVAILABILITY



# BELT DRIVE ROOF SUPPLY FANS



**KSFV**  
Kitchen Supply Fan  
Size 9 to 20 | 466 to 12,600 CFM  
IN STOCK AVAILABILITY




**CSF and LSF**  
Centrifugal Filtered Roof Supply Fan  
Size 9 to 20 | 440 to 12,520CFM  
IN STOCK AVAILABILITY

## CENTRIFUGAL INLINE BELT DRIVE MODELS



**SQB**  
Belt Drive Square Inline Fan  
Size 7 to 42 | 98 to 24,544 CFM  
IN STOCK AVAILABILITY



**CTB/CTB-RHUL**   
Inline Tubular  
Size 9 to 42 | 300 to 20,300 CFM  
IN STOCK AVAILABILITY



**CFD**  
Forward Curved Belt Drive In-line  
Duct Blower  
Size 7 to 15 | 200 to 5,800 CFM  
IN STOCK AVAILABILITY

## DIRECT DRIVE MODELS



**SQD/eSQD**   
Direct Drive Square Inline Fan  
Size 6 to 15 | 93 to 3,533 CFM  
IN STOCK AVAILABILITY



**SMXD/SMXD-HT**   
Direct Drive Mixed Flow Fan  
Size 15 to 24 | 673 to 17,000 CFM  
IN STOCK AVAILABILITY

## INLINE TUBEAXIAL



**TDD**  
Direct Drive Inline Tubeaxial  
Size 12 to 48 | 855 to 40,194 CFM  
IN STOCK AVAILABILITY



**TDB**  
Belt Drive Inline Tubeaxial  
Size 12 to 60 | 1,189 to 75,490 CFM  
IN STOCK AVAILABILITY




# GRAVITY VENTS INTAKE/RELIEF



**BGH**  
Fabricated Gravity Relief/Intake Ventilator  
Size 12 X 12 to 72 X 144 | 536 to 90,000 CFM  
IN STOCK AVAILABILITY



**RCXII/RCXII-SF**  
Gravity Relief/Intake Ventilators  
Size 6 to 36 | 64 to 10,378 CFM  
IN STOCK AVAILABILITY



**RLX**  
Louvered Penthouse  
Size 12X12 to 84 X144 | 536 to 90,000 CFM  
IN STOCK AVAILABILITY

# PROPELLER SIDEWALL DIRECT DRIVE MODELS




**GED/GSD**  
Low Pressure Direct Drive  
Exhaust/Supply Fans  
Size 10 to 20 | 200 to 3,500 CFM  
IN STOCK AVAILABILITY



**eGED/eGSD**   
Low Pressure Direct Drive  
Exhaust/Supply Fans with EC Motor  
Size 10 to 20 | 200 to 3,500 CFM  
IN STOCK AVAILABILITY



**DFE/DFS**  
Medium Pressure Direct Drive  
Exhaust/Supply Fans  
Size 10 to 30 | 37 to 12,415 CFM  
IN STOCK AVAILABILITY



**DDE/DDS**  
High Pressure Direct Drive Exhaust/Supply Fans  
Size 24 to 60 | 3,500 to 55,800 CFM  
IN STOCK AVAILABILITY




**ACF**  
Downblast Direct Drive Exhaust Fans  
Size 48 | 20,300 CFM  
IN STOCK AVAILABILITY

# BELT DRIVE MODELS



**LCE/LCS**  
Low Pressure Direct Drive Exhaust/Supply Fans  
Size 20 to 60 | 2,829 to 40,855 CFM  
IN STOCK AVAILABILITY



**L2E/L2S**  
Medium Pressure Direct Drive  
Exhaust/Supply Fans  
Size 24 to 60 | 5,000 to 47,000 CFM



**L3E/L3S**  
High Pressure Direct Drive  
Exhaust/Supply Fans  
Size 42 to 72 | 21,683 to 85,089 CFM





# UTILITY EXHAUST/SUPPLY



**CM**  
Belt Drive Utility Vent Set  
Sizes 10 to 36 | 499 to 23,958 CFM  
IN STOCK AVAILABILITY

# PROPELLER ROOF VENTILATORS

## DIRECT DRIVE MODELS



**ARE/ARS**  
Dome Axial Power Roof Exhaust/Supply Fans  
Size 10 to 20, 167 to 2,827 CFM  
IN STOCK AVAILABILITY



**HRED-C**  
Hooded Exhaust Fans  
Size 24 to 60 | 1,193 to 48,780 CFM  
IN STOCK AVAILABILITY



**HRSD**  
Hooded Supply Fan  
Size 24 to 54, 2,509 to 50,109 CFM  
IN STOCK AVAILABILITY



**UBX**  
Upblast Exhaust Fans  
Size 24 to 72 | 5,200 to 65,500 CFM  
IN STOCK AVAILABILITY

## BELT DRIVE MODELS



**UBS/UBS-P**  
Upblast Exhaust Fans  
Size 24 to 60 -  
3,730 to 51,000 CFM  
IN STOCK AVAILABILITY



**HREB-C and HREB-P**  
Hooded Exhaust Fans  
Size 24 to 72 -  
1,159 to 93,240 CFM  
IN STOCK AVAILABILITY



**HRSB**  
Hooded Exhaust Fans  
Size 24 to 60 -  
2,979 to 52,534  
IN STOCK AVAILABILITY



**UBB**  
Upblast Exhaust Fans  
Size 24 to 72 -  
3,090 to 70,800  
IN STOCK AVAILABILITY

## REMOTE DRIVE MODELS



**UBSRD/UBSRD-HT/UBSRD-HT1 (Exhaust)**  
 Upblast Exhaust Fan for Heat and Smoke Removal  
 Size 24 to 60 | 4,977 to 52,173 CFM  
 IN STOCK AVAILABILITY



**TUB/TUB-HT/TUB-P (Exhaust)**  
 Tubeaxial Upblast Exhaust Fan  
 Sizes 24 to 60 | 4,321 to 60,116 CFM  
 IN STOCK AVAILABILITY

## JET FAN SERIES



**IFFT/IFFTe**  
 Centrifugal Jet Fan  
 Size 50N to 100N | 1,754 to 5,238 CFM  
 IN STOCK AVAILABILITY



**IFAB/IFEB**  
 Low Profile Centrifugal Jet Fans  
 Size 12N | 200 to 3,500 CFM  
 IN STOCK AVAILABILITY



**TJFU**  
 Medium Pressure Direct Drive Exhaust/Supply Fans  
 Size 315 to 400 | 1,560 to 6,474 CFM  
 IN STOCK AVAILABILITY

## HIGH VOLUME LOW SPEED



**Tornado**  
 5-Blade HVLS  
 Size 10 to 24




**Tempest**  
 6-Blade HVLS  
 Size 6 to 16

# Competitors Cross Reference Models

Models are for general similarity only. Refer to specifications and construction data for details

S&P MODEL	DESCRIPTION	ACME	CARNES	COOK	GREENHECK	PENN	TWIN CITY	COOLAIR	FANTECH	CAPTIVE/AIRE
SDB	Power Roof Exhauster - Centrifugal - Belt Drive	PV/PNN	VEBK	ACEB	GB	DXB/KB/IB/MB	BCRD	CRBCA	5BDD	DD-FA
LPD	Power Roof Exhauster - Centrifugal - Direct Drive	PRN	VEDK	ACED	G	DX	CRDD	CRDA	5DDD	DR-HFA
SDBD	Power Roof Exhauster - Centrifugal - Direct Drive	PRN	VEDK	ACED	G	DX	CRDD	CRDA	5DDD	DR-HFA
STXB	Uplblast Roof Exhauster - Centrif. - Belt Drive	PNU/PU/PUH	VUBK	ACRUB	CUBE	FXB/FMX	BCRU	UBCA	5BDU	NCA-FA
STXB (UL-762)	Uplblast Restaurant Hood Exhauster - Belt Drive	PNU-RG	VRBK	VCR	CUBE	FXBFT/FMBFT	BCRUR	CUBA	5BDU-762	NCA-HPFA
STXD	Uplblast Roof Exhauster - Centrif. - Direct Drive	PDU	VUDK	ACRUD	CUE	FX/FMX	DCRU	UDCA	5DDU	DU-HFA
CWD	Sidewall Centrifugal Exhaust - Direct Drive	PW	WWDK	ACWD	GW	VX/WA/WB	TCWX	CWDA	5DDW	
AF/FF/FFC	Bathroom Fans & Cabinet Fans	V/VQ	VCDD	GEMINI-GC/GN	SP/CSP	ZEPHYR-Z	T/TL	CF/CFL		CFA-CA
KSFV	Filtered Fresh Air Supply Roof Fan	AFSI	VSBB	KSPB	KSU/RSF	MU	BCFS	CSF/SIS	5FSU	A-SERIES
ARE/ARS	Dome Axial Power Roof Exhaust/Supply	LQ	LEDA	AQD	AIS	DAE		SASD/SAED	5ADE/5ADS	DDAR-FA
GED	Sidewall Propeller Fan - Direct Drive	FQ/FN	LTDK/LZDK	APD/SWD	SE/SSI	P	TCPE	CDC		CEPRSM
LCE/LCS	Sidewall Propeller Fan - Belt Drive	DC/DCK	LWBA/LWBK	XIM/SWB	SBE/S 1&2	BIL/BFM/BBK	WPMB	C-SERIES	1RHR/1RHS	
SQB	Inline Duct Fan - Centrifugal - Belt Drive	XB	VIBK	SQN-B/SQI-B	BSQ	SXB	BST	SQBA		ISQB
SQD	Inline Duct Fan - Centrifugal - Direct Drive	XD	VIDK	SQN-LD/SQI-LD	SQ	SX	DSI	SQDA		
RCXII	Non-powered Roof Vent - Round Dome	LQV	GSAA	PR	GRS	DR	GRV	ARVE		
CM	Belt Driven Utility Vent Set	GBR	VBRA/VFBA	CPRD/CPTB	SFD/SFB/SWD	D	BCV			



# QUICK SELECTION

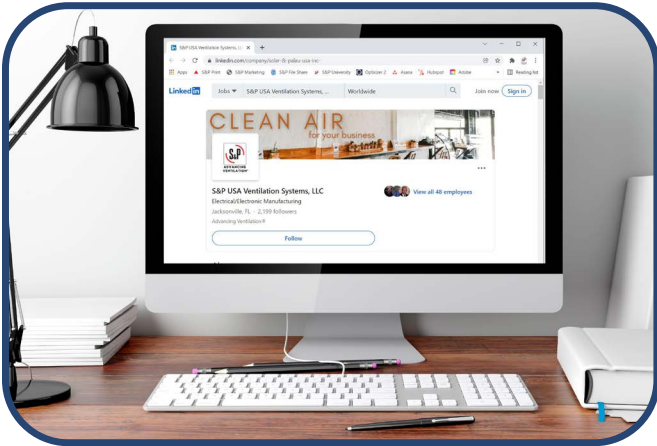
Model	Mounting Location					Airflow		Application							Motor/Drives			Impeller Type		
	Roof Curb	Floor/Base	Hanging	Wall	Ceiling	Exhaust	Supply	General/Clean Air	Contaminated Air	Spark Resistant	Grease/Restaurant (UL762)	Smoke Control (UL)	High Temp above 200° F	Energy Recovery	Belt	Direct	Ecowatt® (EC Motor Available)	Centrifugal	Propeller	Mixed Flow
<b>Residential/Light Commercial</b>																				
TD		x	x	x	x	x	x	x								x				x
TD-SILENT		x	x	x	x	x	x	x								x				x
PV		x	x	x	x		x									x				
reFresh		x	x	x	x		x									x				
SWF				x		x	x									x				
PC/PCLP/PCV/PCRL				x	x	x	x									x				
PCD					x		x									x				
FF/FFC					x		x									x				
PRF					x		x									x				
<b>Recovery Ventilators (ERVs &amp; HRVs)</b>																				
TR		x	x	x	x	x	x	x	x							x				x
TRC		x	x	x	x	x	x	x	x							x				x
TRC <sup>e</sup>		x	x	x	x	x	x	x	x											
<b>Centrifugal Roof and Sidewall Fans</b>																				
LPD	x			x			x	x	x							x				
SDBD/SDBD <sup>e</sup>	x						x	x	x							x				
SDB	x						x	x	x											
STXB	x				x		x	x	x											
STXB-RHUL	x						x	x	x											
STXB-HT2/STXB-HT	x						x	x	x											
STXD/STXD <sup>e</sup>	x						x	x	x											
STXD-RHUL/STXD <sup>e</sup> -RHUL	x						x	x	x											
CWD							x	x	x											
<b>Centrifugal Filtered Supply</b>																				
CSF/LSF	x						x	x												x
KSFV	x						x	x												x

\* Models TR, TRC(e) and CRT (ERVs) have a 10-year core warranty and a 5-year warranty on the balance of the TR unit and a 2-year warranty on the balance of the TRC(e) and CRT.



# TOOLS AND RESOURCES

S&P USA has created tools to help you understand, find or select the right product and solution for your project.



## SOCIAL MEDIA

S&P USA is active on Facebook, Instagram, LinkedIn, Twitter, Pinterest & YouTube! Get behind the scenes with our company as well as receive company & product announcements!




**NEW CUSTOMER APPLICATION**  
APPLY TO BE A NEW CUSTOMER WITH S&P USA



**IMPORTANT DATES**  
HOLIDAY CLOSURES




**OPTISIZER 2**  
FAN SELECTION SOFTWARE




**LITERATURE**  
BROCHURES, SUBMITTALS AND DOCUMENTS



**PRODUCT RETURNS**  
RMA, FREIGHT CLAIM OR WARRANTY



**REVIT FILES**




**CODE SOLUTIONS**  
MEET BUILDING CODES WITH S&P USA



**PRINT SHOP**  
ORDER PRINTED LITERATURE



**S&P UNIVERSITY**  
ACCESS CLASSES ABOUT S&P PRODUCTS






SCAN ME  
FOR S&P USA



SCAN ME  
FOR S&P CANADA



**ADVANCING  
VENTILATION®**

**S&P USA Ventilation Systems, LLC**  
6393 Powers Avenue  
Jacksonville, FL 32217  
T. 904-731-4711 • F. 904-737-8322  
[www.solerpalau-usa.com](http://www.solerpalau-usa.com)

**S&P Canada Ventilation Products, Inc**  
6710 Maritz Drive Unit #7  
Mississauga, ON L5W 0A1 - Canada  
T. 416-744-1217 • F. 416-744-0887  
[www.solerpalaucanada.com](http://www.solerpalaucanada.com)

**Soler&Palau**  
  
**Ventilation Group**