



UCS 240

**CONDENSING
BOILERS****UCS 240** WALL HUNG
UCS 380 FLOOR STANDING**RESIDENTIAL & LIGHT COMMERCIAL****UCS 240 Residential/Light Commercial**

- 240 MBH
- 95% AFUE - ENERGY STAR®
- 6.7:1 Turndown Ratio
- Wall Mounted
- Optional Floor Base Available

UCS 380 Commercial Offering

- 380 MBH
- 95% Thermal Efficiency
- 10.5:1 Turndown Ratio
- Floor Standing

Advanced Electronics

- **Anti-wind Function**
Control automatically adjusts the fan speed to prevent loss of flame and lockouts
- **Flame Stabilization**
Control allows the flame to stabilize before modulating, preventing flame drop outs and recycling

LABOR SAVER™ Manifold IncludedUCS 240
w/Optional Stand

UCS 380

**There are some things you can always depend on...**

*Unit must be registered within 60 days from the date of original installation.
All terms of Trinity Extended Service Agreement apply.




www.utica boilers.com
PN 240011836 Rev. [01/23/20]

AT A GLANCE

The **UCS 240** is perfect for **Residential** or **Light Commercial** applications. The **95% AFUE** allows you to qualify for state, federal, or local utility company rebates.

6.7:1 Modulation Turndown Ratio saves energy by reducing the amount of gas used. By automatically modulating the gas input to match the heating level needed, the boiler operates at **optimum efficiency** resulting in **savings for you!**

Optional Floor Base Kit is available when the installation does not allow for a wall mounted solution. Boiler connections are easily accessible through the removable panels of the Optional Base.



UCS 240



LABOR SAVER™ MANIFOLD INCLUDED

Multiple Boiler Packages Available for Additional Savings!




AMB4BUB
MBC Staging Control
with Matching Branding



Pair the **UCS 240/380** with one of our staging controls and 2-4 boilers for package pricing. **Installing multiple boilers provide many benefits:**

- Improved Efficiency
- Installation Flexibility
- Improved Boiler System Longevity
- Built-in Redundancy
- Improved Serviceability

A CLOSER LOOK



UCS 380

The **UCS 380** is ideal for **Commercial** applications. The **95% Thermal Efficiency** allows you to qualify for state, federal, or local utility company rebates.

An impressive **10.5:1 Modulation Turndown Ratio** can meet varying load demands, saving energy and reducing fuel costs!

Optional Plug-and-Play CSD-1 Kits are available where local code requires. Includes Manual Reset Low Water Cut Off (LWCO) and High Limit.

Compact Floor Standing Design features built-in leveling legs and a removable one-piece front jacket and lower side panels for easy access.

LABOR SAVER™ Manifold included.

The pre-manufactured primary/secondary piping saves time and money on the job site.

A Coaxial Flue Connector	C Combustion Sight Glass	E Heat Exchanger	G Built-in Boiler Pump
B Pressure Switch	D Flame Sensor/Ignitor	F Auxiliary Control Panel	H Digital Display w/Back-light



Larger Heat Exchanger Coils
1-1/2" Hot & Cold Water Tappings
Dual Anode Rods



Optional Indirect Tank Sensor

OPTIONAL INDIRECT TANK CONNECTION

Utica Boilers **Stainless Steel Indirect Water Heaters** are available in 30 to 115 gallon capacities, featuring 316L stainless steel construction and accessible connections for an easy installation. Commercial sizes available in High Output 80 & 155 Gallon (HOC) and Extra High Output 85 & 155 Gallon (XHOC) models.

Built by American Craftsmen since 1928

PRODUCT SPECIFICATIONS

UCS 240
UCS 380



MODEL	INPUT MBH		AHRI CERTIFIED RATINGS			VENTING		DIMENSIONS			
	MAX	MIN	Heating Capacity MBH	Efficiency	Net Water MBH ⁽¹⁾	Coaxial ⁽²⁾ Diameter (Inches)	2-Pipe ⁽²⁾ Diameter (Inches)	Height	Width	Depth	Weight
UCS 240	241	36	216	95% AFUE	188	3" / 5"	3"	31-1/16"	17-3/4"	23"	120 lbs.
UCS 380	379	35	348	95% Thermal	303	4" / 6"	4"	50"	23-5/8"	25-1/2"	225 lbs.

TAKE ADVANTAGE OF
REBATES
with **95% Efficiency**

LEARN MORE!

www.uticaboilers.com

(1) Net Water Rating shown based on piping and pickup allowance of 1.15. Consult manufacturer before selecting boilers for installation having unusual piping and pickup requirements, such as intermittent system operation, extensive piping systems, etc.
(2) Refer to IOM and vent pipe manufacturer's instructions for equivalent lengths and approved venting materials.
Adapters and fittings used with all vent systems shall be from the same manufacturer and compatible with vent pipe.


BOILER CONNECTIONS / TAPPINGS

MODEL	I Condensate Drain	J Gas Inlet & Shutoff	K Boiler Supply	L Boiler Return	M System S&R w/Manifold
UCS 240	3/4" NPT	3/4" NPT	1"	1"	1-1/2"
UCS 380	3/4" NPT	1" NPT	1-1/2"	1-1/2"	1-1/2"

Electrical: 120 volts AC, 60 hertz, 1 phase, less than 12 amps (15 amp circuit recommended)



Bottom of UCS 240



Bottom of UCS 380

LABOR SAVER™ Manifold Included



UCS 240 Manifold

UCS 380 Manifold

CERTIFICATIONS



Tested for 50 psi. ASME on 240 Model
Tested for 80 psi. ASME on 380 Model
Maximum Allowable Working Pressure



ECR International, Inc. 2201 Dwyer Avenue, Utica, NY 13501
Tel. 800 253 7900
www.ecrinternational.com



All specifications subject to change without notice.
©2020 ECR International, Inc.
PN 240011836 Rev. [01/23/20]